



VOKSLYTE™

Merging the art of metal and the science of light

TANGENT-Shapes™ Geometric Forms

A new family of elegant and functional geometric luminaires. **Tangent Shapes** are available as hanging downlight pendants, as recessed luminaires or as uplight/down light pendants. Finishes can be provided in almost any commercially available powder-coated color. A choice of 2700°K, 3000°K, 3500°K and 4000°K high CRI (90+) Luminus® diodes are standard. Dimmable via 0-10 volt dimmers down to less than 5%. RGBW and Variable White are also available.



Wave





VOKSLYTE™

Merging the art of metal and the science of light

TANGENT-Shapes™ Geometric Forms

A new family of elegant and functional geometric luminaires. **Tangent Shapes** are available as hanging downlight pendants, as recessed luminaires or as uplight/down light pendants. Finishes can be provided in almost any commercially available powder-coated color. A choice of 2700°K, 3000°K, 3500°K and 4000°K high CRI (90+) Luminus® diodes are standard. Dimmable via 0-10 volt dimmers down to less than 5%. RGBW and Variable White are also available.



Plectrum





VOKSLYTE™

Merging the art of metal and the science of light

TANGENT-Shapes™ Geometric Forms

A new family of elegant and functional geometric luminaires. **Tangent Shapes** are available as hanging downlight pendants, as recessed luminaires or as uplight/down light pendants. Finishes can be provided in almost any commercially available powder-coated color. A choice of 2700°K, 3000°K, 3500°K and 4000°K high CRI (90+) Luminus® diodes are standard. Dimmable via 0-10 volt dimmers down to less than 5%. RGBW and Variable White are also available.



0 ular





VOKSLYTE™

Merging the art of metal and the science of light


TANGENT-Shapes™ Geometric Forms

A new family of elegant and functional geometric luminaires. **Tangent Shapes** are available as hanging downlight pendants, as recessed luminaires or as uplight/down light pendants. Finishes can be provided in almost any commercially available powder-coated color. A choice of 2700°K, 3000°K, 3500°K and 4000°K high CRI (90+) Luminus® diodes are standard. Dimmable via 0-10 volt dimmers down to less than 5%. RGBW and Variable White are also available.



Rounded Square





VOKSLYTE™

Merging the art of metal and the science of light

TANGENT-Shapes™ Geometric Forms

A new family of elegant and functional geometric luminaires. **Tangent Shapes** are available as hanging downlight pendants, as recessed luminaires or as uplight/down light pendants. Finishes can be provided in almost any commercially available powder-coated color. A choice of 2700°K, 3000°K, 3500°K and 4000°K high CRI (90+) Luminus® diodes are standard. Dimmable via 0-10 volt dimmers down to less than 5%. RGBW and Variable White are also available.



Rhombus





VOKSLYTE™

Merging the art of metal and the science of light

TANGENT-Shapes™ Geometric Forms

A new family of elegant and functional geometric luminaires. **Tangent Shapes** are available as hanging downlight pendants, as recessed luminaires or as uplight/down light pendants. Finishes can be provided in almost any commercially available powder-coated color. A choice of 2700°K, 3000°K, 3500°K and 4000°K high CRI (90+) Luminus® diodes are standard. Dimmable via 0-10 volt dimmers down to less than 5%. RGBW and Variable White are also available.



Reuleaux Triangle





VOKSLYTE™

Merging the art of metal and the science of light

TANGENT-Shapes™ Geometric Forms

A new family of elegant and functional geometric luminaires. **Tangent Shapes** are available as hanging downlight pendants, as recessed luminaires or as uplight/down light pendants. Finishes can be provided in almost any commercially available powder-coated color. A choice of 2700°K, 3000°K, 3500°K and 4000°K high CRI (90+) Luminus® diodes are standard. Dimmable via 0-10 volt dimmers down to less than 5%. RGBW and Variable White are also available.



Ellipse



TANGENT-Shapes™

- High quality heavy aluminum construction
- Highly light-transmissive translucent acrylic lens
- Available as a direct hanging pendant, a recessed mounted luminaire, or a direct/indirect pendant
- Long-life tightly binned Luminus LEDs (90+ CRI)
- Dimmable 0-10 constant-current drivers are integral to the luminaire (white LEDs only)
- Can be painted in almost any commercially available powder coat color
- Contractor-friendly replaceable LED boards and drivers
- Available in RGBW and variable white with remote constant voltage drivers
- UL dry and damp location listed
- **Chicago Plenum approved** for recessed mounting
- **Made in the USA**



Performance (3000°K White LEDs)

Shape	Tangent™ Down Lumens	Tangent™ UpDown Lumens (up + down)	Efficacy	Watts
Ellipse	6,016	12,032	66 lumens / watt	90
Ocular	4,512	9,024	66 lumens / watt	67
Plectrum	5,640	11,280	66 lumens / watt	84
Reuleaux Triangle	5,640	11,280	66 lumens / watt	84
Rhombus	5,389	10,778	66 lumens / watt	80
Rounded Square	5,264	10,528	66 lumens / watt	78
Wave	2,131	4,262	66 lumens / watt	32

Electrical Information

Input voltage: Universal

Dimming Information






Integral 0-10 constant current or remote constant voltage RGBW and variable white drivers will dim to 5% or less

Tangent™ Down and Tangent™ UpDown Shapes:

Use the following multiplication factors for these color temperatures:

27K	Incandescent 2700°K:	multiply by 0.95
30K	Warm White 3000°K:	multiply by 1
35K	Soft White 3500°K:	multiply by 1.05
40K	Cool White 4000°K:	multiply by 1.1

Ordering Information

	—		—		—		—	
Model		Mounting		LED Color		Driver		Paint
Ellipse		P - Pendant		27K - Incandescent		CCSO - Integral constant-current, standard-output for use with white LEDs		GB - Gloss black
Ocular		S - Surface mounted		30K - Warm White				FB - Flat black
Plectrum		RE - Recessed* external flange		35K - Soft White				GW - Gloss white
Reuleaux Triangle		RM - Recessed* mud flange		40K - Cool White		DMX - Remotely located constant voltage for use with RGBW and variable white		FW - Flat white
Rhombus				RGBW - Red/Green Blue/White				C - Custom color
Rounded Square				VW - Variable White				
Wave		UD - Direct / Indirect						

Specifications are subject to change at manufacturer's discretion.



VOKSLYTE™

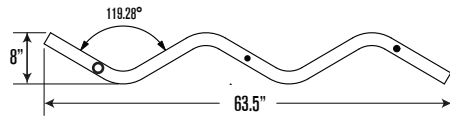
Merging the art of metal and the science of light

TANGENT-Shapes™

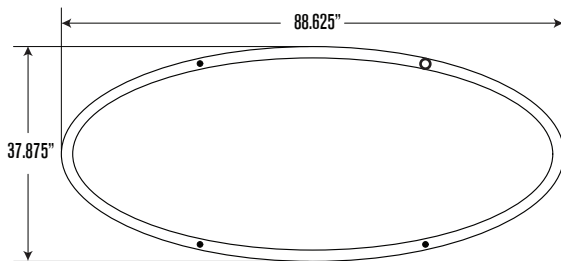
Dimensional Information

● = support point

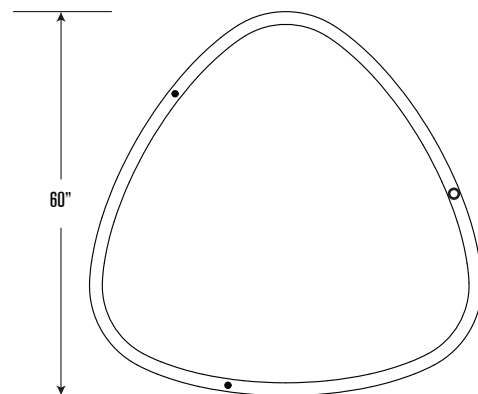
○ = power feed & support point



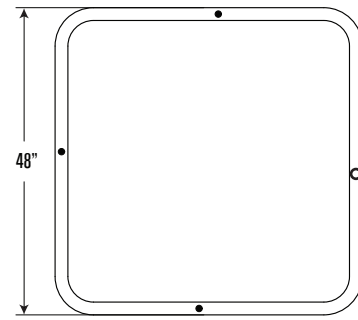
Wave



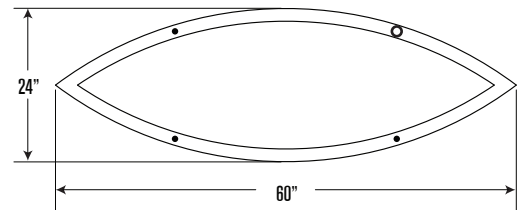
Ellipse



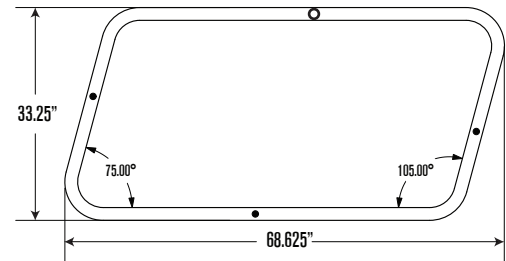
Plectrum



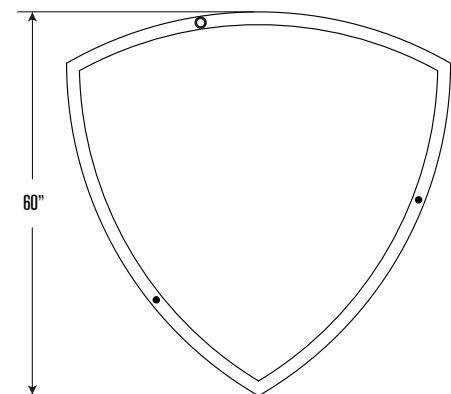
Rounded Square



Ocular



Rhombus



Reuleaux Triangle



VOKSLYTE™

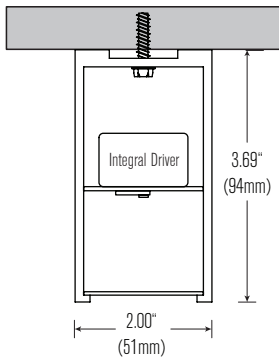
Merging the art of metal and the science of light

TANGENT-Shapes™

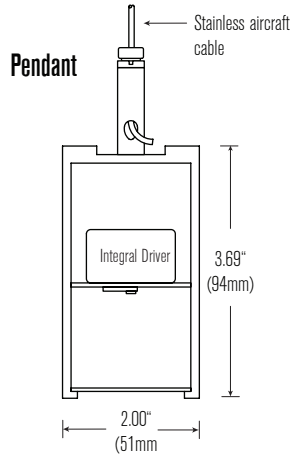
Luminaire Configurations & Mounting Options

TANGENT™ Down options

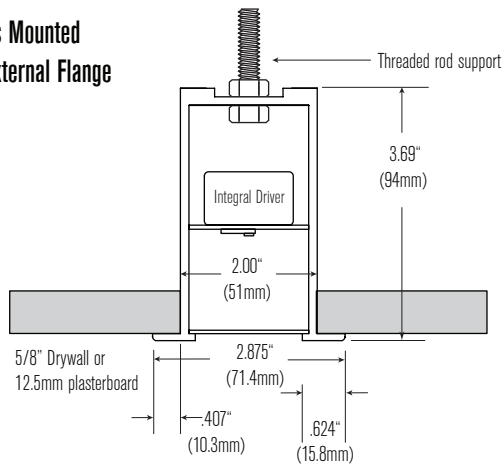
Surface



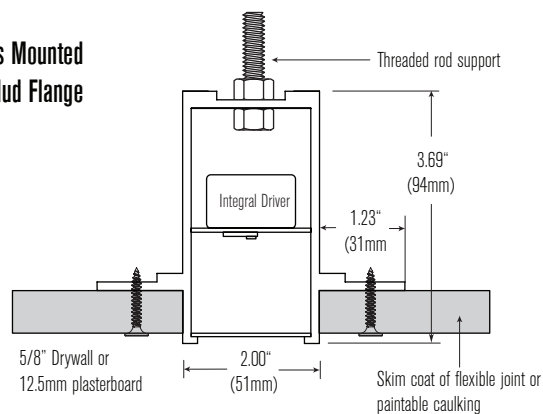
Pendant



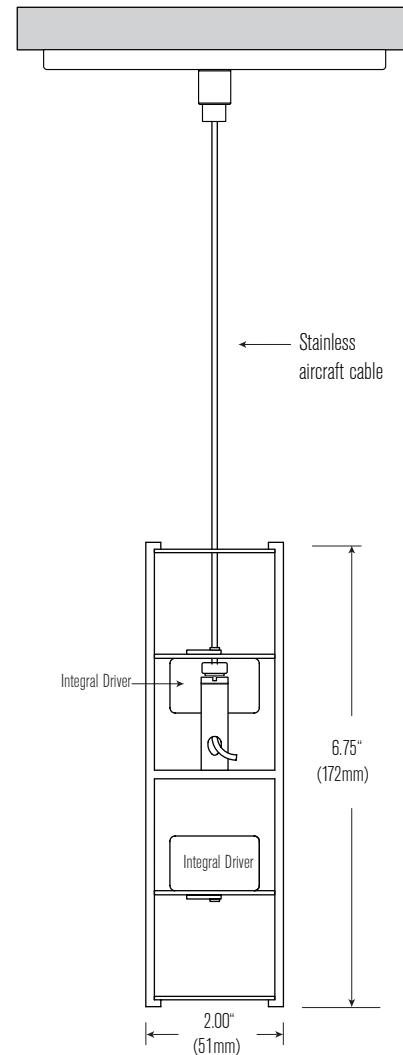
Recess Mounted with External Flange



Recess Mounted with Mud Flange



TANGENT™ UpDown option





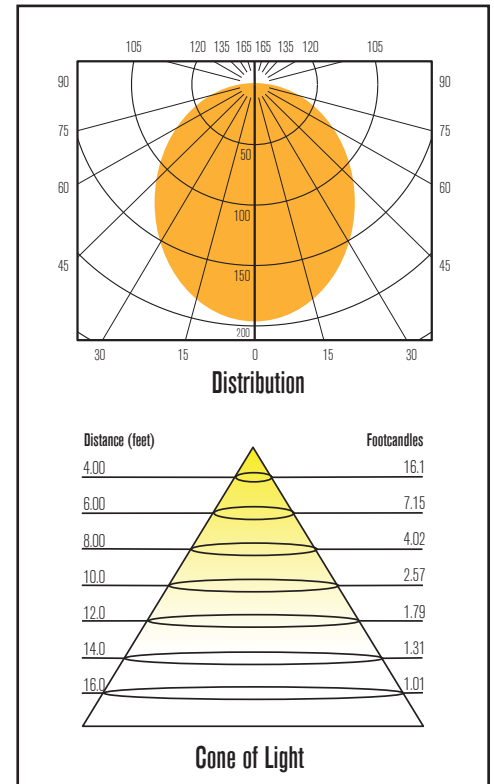
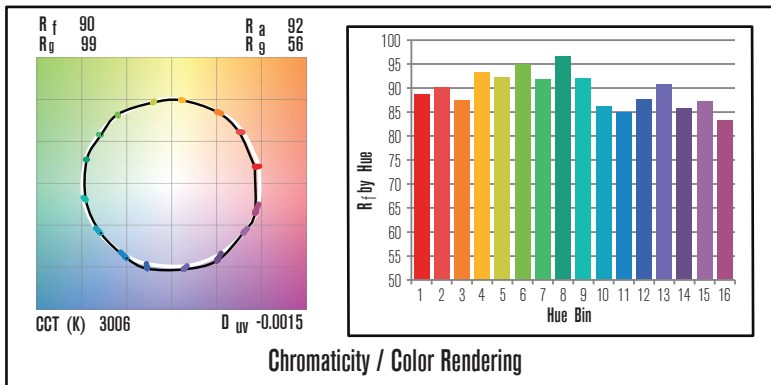
VOKSLYTE™

Merging the art of metal and the science of light

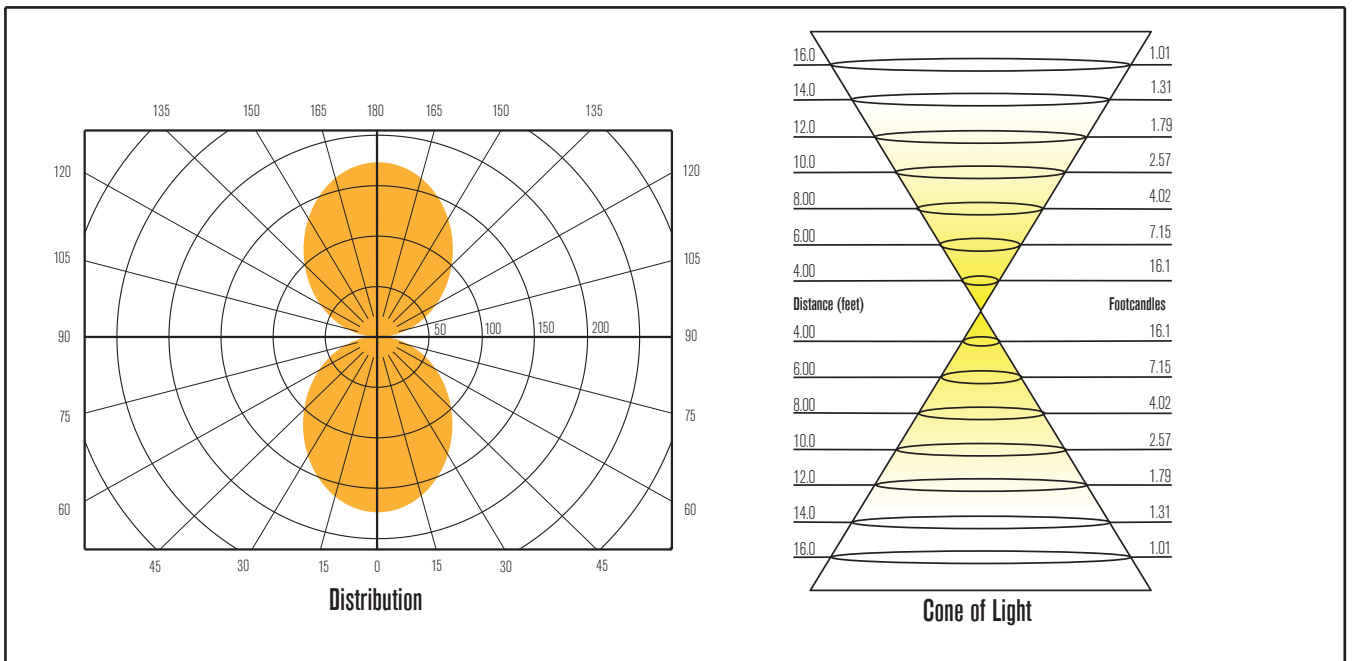
TANGENT-Shapes™

Photometric Information

IES files and full photometric reports are available for download on the VoksLyte website: www.VoksLyte.com/photometry/



Photometry above represents a 12-inch section of any of the **Tangent™ Down Shapes** luminaires.



Photometry above represents a 12-inch section of any of the **Tangent™ UpDown Shapes** luminaires.

Specifications

Luminaire - Extruded aluminum in baked powder coated finish as specified.

LED Light Engine - Luminus™ 2700°K, 3000°K, 3500°K, 4000°K or RGBW

Integral Driver - Constant current class 2 UL-8750 0-10 dimmable. Sound rated A - Complies with FCC 47 CFR Part 15.

Remote Driver - Constant voltage class 2 UL-Listed. 0-10 and DMX dimmable, Sound rated A - Complies with FCC 47 SW Part 15.